




**SAFETY** is  
**THE RULE**





To guarantee you an appropriate level of protection while you are at the plant, we have established the

**FOLLOWING RULES:**



# Individual Protection equipment



# GOGGLES MUST BE WORN


in those areas  
where the  
symbol for the  
compulsory use  
of IPE is displayed.



You may not enter  
production zones  
if you have not  
previously been  
provided with in  
offices or outside  
areas.




Signposts in some zones indicate that additional protection equipment (breathing and/or noise protection) must be worn. These signs need only be heeded by the workers in this zone.





# Prohibitions





**DO NOT**

enter if you have **PACEMAKER**

except to the offices. If this applies to you, remember to inform your host.



# NO!



**DO NOT**  
enter the production sites




**WEARING  
SHOES THAT  
LEAVE PART OF  
THE FOOT  
UNCOVERED.**





**DO NOT** use  
**PHOTOGRAPHIC CAMERAS**  
or **VIDEO CAMERAS**  
without express authorisation.



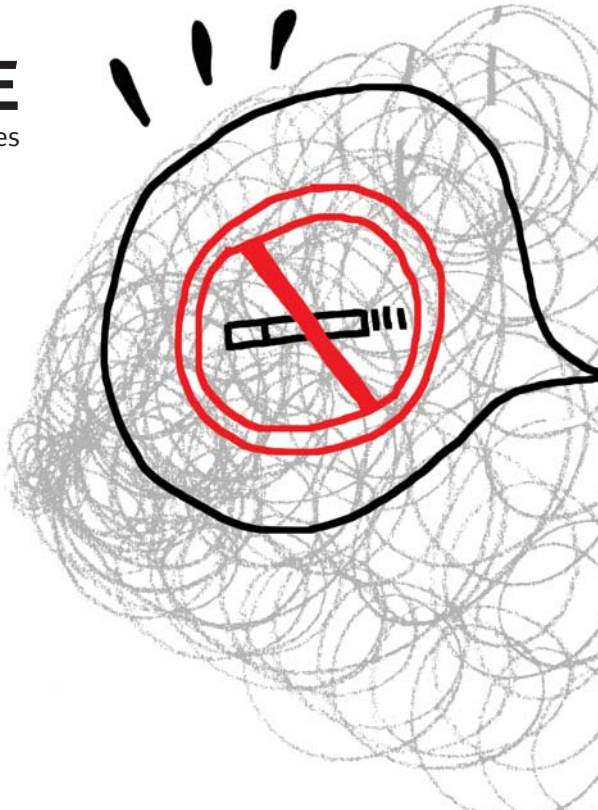


Do **NOT** enter with  
**ALCOHOLIC DRINK**



Do **NOT** SMOKE

on the facilities





# Do **NOT** WALK AROUND ALONE

without the express permission  
of your host, who will show  
you the safest route.



DO **NOT**  
APPROACH

**PRODUCTION  
EQUIPMENT**

or any tool, element or  
product.







# Instructions






DO **NOT**  
WALK



**ANYWHERE  
OTHER THAN ON  
THE ROUTES  
MARKED OUT,**  
whenever possible and...





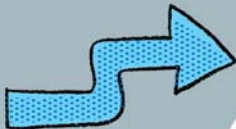
**NEVER**  
**ENTER THE**  
**PRODUCTION ZONES,**

unless accompanied by internal staff  
from the work centre.



Pay **ATTENTION** to  
**PREVENTIVE**  
**SIGN-POSTING**

and follow your host's  
instructions.





## **ALWAYS WATCH WHERE YOU ARE WALKING:**


If you want to have a look at something, stop in a safe place before looking away from the path.



Pay **ATTENTION**

**TO FLOORS**

and stairs.



When going up or down the stairs,  
always **USE THE HANDRAIL.**




In the event of

## **EVACUATION**

## **GO TO THE MEETING POINT**

indicated on the  
back of the map.  
The escape  
routes  
are shown.





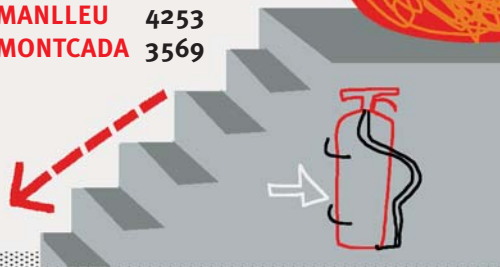
## SOUND ALARMS

- ..... DANGER ALERT
- - - - - EVACUATION
- . - . - . END OF EVACUATION

and

## EMERGENCY TELEPHONE NUMBERS

ABRERA	1880
MANLLEU	4253
MONTCADA	3569



Remember that you must **INFORM**  
your host of any **INCIDENT**  
or situation of **RISK**.





# **FOLLOW THESE**

**YOU TOO ARE  
RESPONSIBLE  
FOR YOUR  
SAFETY!**



# **RULES:**

