

Tight Buffer Distribution Plenum Cable

Indoor/Outdoor Dry Water Block, Type OFNP, CSA FT-6

Product Construction:

Fiber:

- 2–96 fibers
- 900µm tight buffer
- Color-coding per TIA/IEIA 598B

Central Strength Member:

- Epoxy/glass rod (above 12 fibers)

Overall Strength Member:

- Aramid yarn

Jacket:

- Flame-retardant polyvinyl chloride (PVC) or fluoropolymer
- Flame-retardant polymer
- Sequential footage markings*

Option:

- Interlock steel or aluminum (-ILP or -ILPA)

Features:

- Dry Water Block cable core for fiber protection. Improved temperature performance
- Direct termination of connectors on tight buffer. Sub-units are numbered for identification

Performance:

- Temperature:
 - Storage -40°C (-40°F) to +70°C (+158°F)
 - Operating -40°C (-40°F) to +70°C (+158°F)
- Minimum Bend Radius:
 - 20 X OD—Installation
 - 10 X OD—In-Service
- Maximum Crush Resistance:
 - 850 lbs/in (1485 N/cm)
- Maximum Vertical Rise—1,640 ft (500 m)


Applications:

- Intrabuilding and interbuilding voice or data communication backbones
- Outdoor use in ducts and underground conduits
- UL Listed Type OFNP for installation in vertical riser and general horizontal applications when installed in accordance with NEC article 770-51 (a) and 770-53 (a)

Compliances:

- UL and c(UL) Listed Type OFNP
- CSA FT-6
- ICEA S-104-696
- RoHS Compliant Directive 2002/95/EC

*Sequential meter markings available upon request



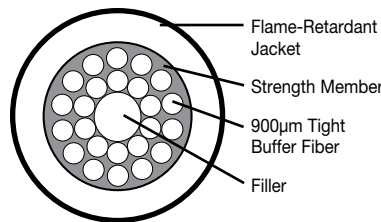
CATALOG NUMBER	FIBER COUNT	NO. OF SUB-UNITS	NOMINAL CABLE DIAMETER		NOMINAL CABLE WEIGHT		MAXIMUM TENSILE LOAD			
			IN	mm	LBS/1000'	kg/km	INSTALLATION		IN-SERVICE	
							LBS	N	LBS	N
XX0021ANU.BK	2	—	0.171	4.3	11.7	17.4	300	1334	90	400
XX0041ANU.BK	4	—	0.181	4.6	13.7	20.4	320	1423	96	427
XX0061ANU.BK	6	—	0.195	4.9	16.0	23.8	320	1423	96	427
XX0081ANU.BK	8	—	0.205	5.2	18.0	26.8	320	1423	96	427
XX0101ANU.BK	10	—	0.221	5.6	20.7	30.8	400	1780	120	534
XX0121ANU.BK	12	—	0.227	5.8	22.7	33.8	400	1780	120	534
XX0181ANU.BK	18	—	0.310	8.0	42.0	63	320	1423	112	500
XX0241ANU.BK	24	—	0.320	8.0	45.0	67	320	1423	112	500
XX0361A1D.BK	36	6	0.610	15.5	151	225	1300	5783	390	1735
XX0481A1D.BK	48	4	0.582	14.8	135	200	1300	5783	390	1735
XX0601A1D.BK	60	5	0.670	17.0	186	277	1500	6672	450	2002
XX0721A1D.BK	72	6	0.730	18.5	217	323	1900	8452	570	2535
XX0961A1D.BK	96	8	0.860	21.8	312	464	2000	8896	670	2980

XX denotes glass type.

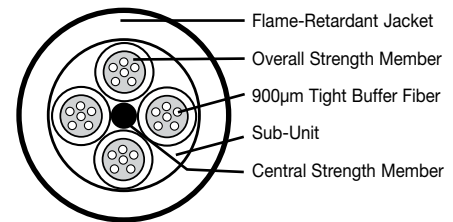
A complete listing of NextGen® Brand glass types is specified on page 3 of this catalog.

* Double jacket design

Typical Cross-Sections



ANU.BK ≤ 24 Fiber



A1D.BK ≥ 36 Fiber

Hybrid designs (containing singlemode and multimode fiber) and composite designs (containing copper conductors) are also available.

Ordering Part Number Example

CG0241ANU.BK or CG0361A1D.BK

62.5 mm multimode, 24 or 36 fibers, tight buffer distribution plenum

Please see pages 4 and 5 for a complete guide on part number selection and ordering information.